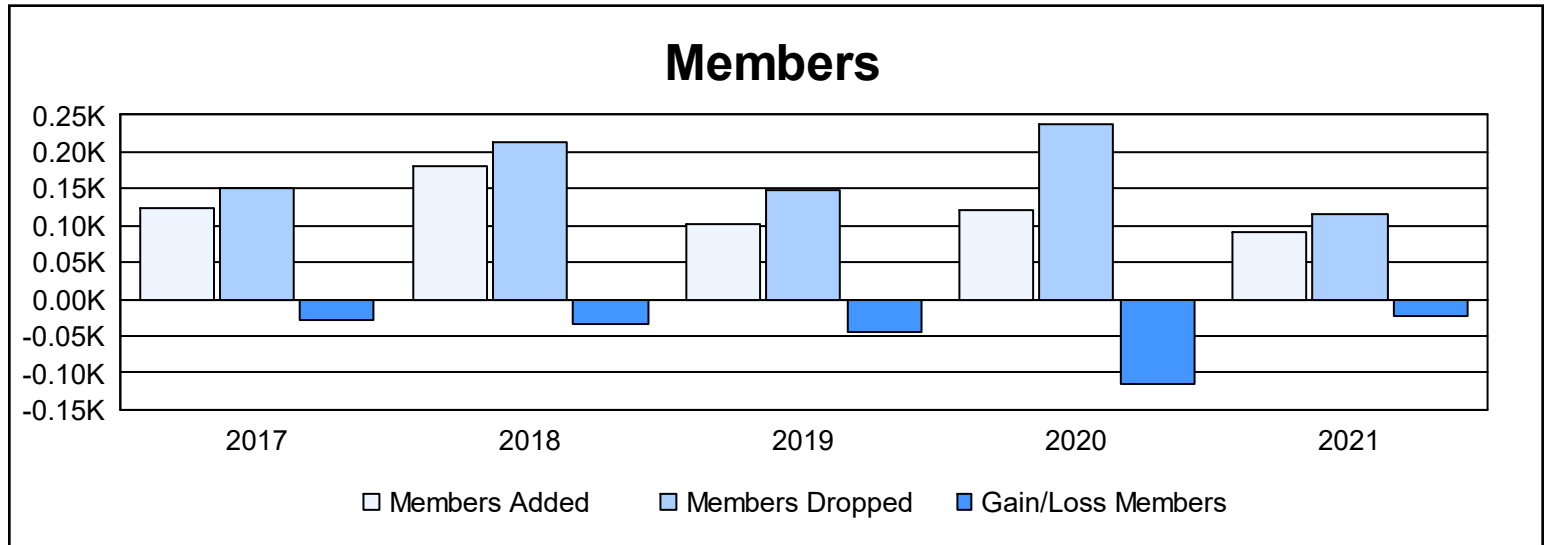
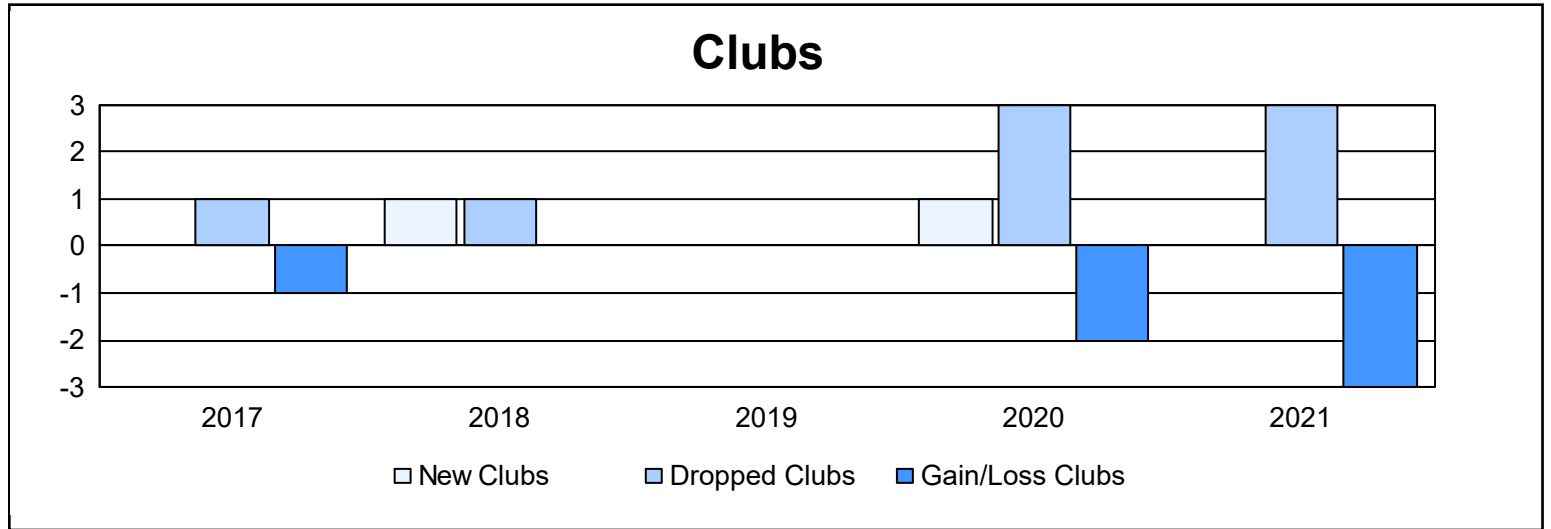
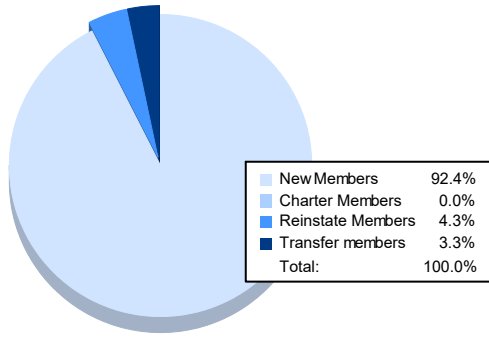


| Year           | New Clubs | Dropped Clubs | Gain/ Loss Clubs | New Members | Charter Members | Reinstate Members | Transfer Members | Total Member Added | Total Members Dropped | Gain/ Loss Members |
|----------------|-----------|---------------|------------------|-------------|-----------------|-------------------|------------------|--------------------|-----------------------|--------------------|
| 2016-2017      | 0         | 1             | -1               | 113         | 0               | 4                 | 7                | 124                | 152                   | -28                |
| 2017-2018      | 1         | 1             | 0                | 134         | 24              | 5                 | 18               | 181                | 214                   | -33                |
| 2018-2019      | 0         | 0             | 0                | 89          | 2               | 4                 | 7                | 102                | 147                   | -45                |
| 2019-2020      | 1         | 3             | -2               | 89          | 24              | 2                 | 7                | 122                | 237                   | -115               |
| 2020-2021      | 0         | 3             | -3               | 85          | 0               | 4                 | 3                | 92                 | 116                   | -24                |
| <b>Average</b> | <b>0</b>  | <b>2</b>      | <b>-1</b>        | <b>102</b>  | <b>10</b>       | <b>4</b>          | <b>8</b>         | <b>124</b>         | <b>173</b>            | <b>-49</b>         |



### Membership Composition June 2021 Cumulative



### Gender Composition June 2021 Cumulative

